

**COMPLIANCE TESTING REPORT TO LIMITED CLAUSES OF
AUSTRALIAN COMMUNICATIONS AUTHORITY (ACA)
TECHNICAL STANDARD ACA TS018-1997
LIMITED CLAUSES**

CLIENT: VIDEO ALARM TECHNOLOGIES
ADDRESS: 3/40 WILSON AVENUE, WOOMBYE, QLD, 4559
REPORT NUMBER: 8183
DATE OF TESTING: 31 JULY 2007
DATE OF ISSUE: 13 AUGUST 2007
FILE NUMBER: 2007/291

EQUIPMENT NAME: VIDEOFIED
EQUIPMENT MODEL NO: VIA PRO A GPRS AUS
EQUIPMENT SERIAL NO: 150015070102036D
EQUIPMENT DESCRIPTION: ALARM GPRS SYSTEM

RESULT: **COMPLIES**
COMPILED BY: OLEG CHELECHKOV
APPROVED BY: **SERGEI GERMAN**
**TELECOMMUNICATIONS
MANAGER**



Results appearing herein relate only to the sample(s) tested.
This report may not be reproduced in any form unless done so in full.
Original copies of reports are printed on Austest Laboratories official Test Report letterhead, printed in reflex blue.
This report is issued errors and omissions exempt and is subject to withdrawal at Austest Laboratories discretion.



NATA ACCREDITED

LABORATORY NUMBER: 3149

Sensolid Pty. Limited A.C.N. 001 088 017, T/A Austest Laboratories Reg. Office, 35 Alleyne Street Chatswood NSW 2067 Australia

This laboratory is accredited by the National Association of Testing Authorities, Australia.
The tests reported herein have been performed in accordance with its terms of accreditation.
This document shall not be reproduced, except in full.

SUMMARY OF COMPLIANCE WITH LIMITED CLAUSES OF
ACA TECHNICAL STANDARD TS 018-1997
LIMITED CLAUSES

The Videofied, Model No: Via Pro A GPRS AUS was supplied for TS018-1997 limited clauses testing by Video Alarm Technologies of Woombye, QLD.

The Device Under Test (DUT) was an Alarm GPRS System based on Telit GM862 communications device.

For photographic record of sample refer to safety report.

The DUT was examined against clauses 5.8 (excepting sub-clause of 5.8.4 related to GSM standard 04.08), 5.9, 5.10 & 5.11.

The Videofied, Model No: Via Pro A GPRS AUS **COMPLIES** with all relevant limited mandatory tested clauses of ACA Technical Standard, TS018-1997.

Method

Testing was performed in accordance with the standard and test procedure:

ACAT18man

Issue 1

Legend:

Possible Test Case Verdicts:

- test case does not apply to the test object **N(.A)**
- test object does meet the requirements **P(ass)**
- test object does not meet the requirements **F(ail)**
- test was not performed **NT (not tested)**
- Noted **ND**



NATA ACCREDITED

LABORATORY NUMBER: 3149

Sensolid Pty. Limited A.C.N. 001 088 017, T/A Ausstest Laboratories Reg. Office, 35 Alleyne Street Chatswood NSW 2067 Australia

This laboratory is accredited by the National Association of Testing Authorities, Australia.
The tests reported herein have been performed in accordance with its terms of accreditation.
This document shall not be reproduced, except in full.

5.8	EMERGENCY CALLING	N
5.8.1	CE shall support number 112 and 000 dialling (data only, not support voice)	N
5.8.2	CE should not support barring of access to number 000.	N
5.8.3	Mains powered CE should support number 000 access for at least 30 minutes following loss of mains power.	N
5.8.4	When dialled number "112" shall initiate the emergency procedure defined in GSM Standard 04.08 Refer to layer 3 & link managements reports against ETSI GSM 04.08 for compliance with emergency procedure. The handling of dialler number "112" shall not be dependent upon the presence of an SIM card in the mobile equipment	N N
5.9	RADIOFREQUENCY RADIATION	ND
	Note: This requirement is superseded by EMR requirement. Report for compliance with ACA requirement for Specific Absorption Rate (SAR) shall be provided.	ND
5.10	IGNITION OF FLAMMABLE ATMOSPHERES	P
	A warning notice regarding switching off the telephone was found on Page 21 of the supplied user manual.	P
5.11	IMEI INTEGRITY Refer to appendix for clients supplied attestation for protection of IMEI (International Mobile Equipment Identity).	ND

***** END OF REPORT *****

Appendix A - Attestation



NATA ACCREDITED

LABORATORY NUMBER: 3149

Sensolid Pty. Limited A.C.N. 001 088 017, T/A Austest Laboratories Reg. Office, 35 Alleyne Street Chatswood NSW 2067 Australia

This laboratory is accredited by the National Association of Testing Authorities, Australia.
The tests reported herein have been performed in accordance with its terms of accreditation.
This document shall not be reproduced, except in full.

APPENDIX A ATTESTATION



RSI-1000 Security System

Installation Manual

Part No. 1011-a Preliminary BETA Version 11/21/05



NATA ACCREDITED

LABORATORY NUMBER: 3149

Sensolid Pty. Limited A.C.N. 001 088 017, T/A Austest Laboratories Reg. Office, 35 Alleyne Street Chatswood NSW 2067 Australia

This laboratory is accredited by the National Association of Testing Authorities, Australia. The tests reported herein have been performed in accordance with its terms of accreditation. This document shall not be reproduced, except in full.

APPENDIX A ATTESTATION

Regulatory Information

FCC Part 15 Information to the User Changes or modifications not expressly approved by RSalarm, Inc. can void the user's authority to operate the equipment.

FCC Part 15 Class B This equipment has been tested and found to comply with the limits for a Class B digital device, pursuant to part 15 of the FCC Rules. These limits are designed to provide reasonable protection against interference in a residential installation.

This equipment generates, uses, and can radiate radio frequency energy and, if not installed and used in accordance with the instructions, may cause harmful interference to radio communications. However, there is no guarantee that interference will not occur in a particular installation.

If this equipment does cause harmful interference to radio or television reception, which can be determined by turning the equipment off and on, the user is encouraged to try to correct the interference by one or more of the following measures:

- Reorient or relocate the receiving antenna.
- Increase the separation between the equipment and the receiver.
- Connect the affected equipment and the panel receiver to separate AC power outlets, on different branch circuits.
- Consult the dealer or an experienced radio/TV technician for help.

ACTA Part 68 This equipment complies with Part 68 of the FCC Rules and the requirements adopted by the ACTA. Located on this equipment is a label that contains, among other information, the registration number and the ringer equivalence number (REN) for this equipment. If requested, this information must be provided to the telephone company. The REN for the panel is 3.6.

Registration No. US:

The REN is used to determine the maximum number of devices that may be connected to your telephone line. Excessive RENs on a telephone line may result in devices not ringing in response to an incoming call. In most areas, the sum of all device RENs should not exceed five (5.0). To be certain of the number of devices that may be connected to a line, as determined by the total RENs, contact the local telephone company. For products approved after July 23, 2001, the REN for this product is part of the product identifier that has the format US:AAAQWXXXX. The digits represented by ## are the REN without a decimal point (e.g. 02 is a REN of 0.2). For earlier products, the REN is separately shown on the label.

A plug and a jack used to connect this equipment to the premises wiring and telephone network must comply with the applicable FCC Part 68 Rules and requirements as adopted by ACTA. A compliant telephone cord and modular plug is provided with this product. It is designed to be connected to a compliant modular jack. See the Installation Manual for details.

Alarm dialing equipment must be able to seize the telephone

line and place a call in an emergency situation. It must be able to do this even if other equipment (telephone, answering machine, computer modem, etc.) already has the telephone line in use. To do so, alarm dialing equipment must be connected to a properly installed RJ21X jack that is electrically in series and ahead of all other equipment connected to the same telephone line. Proper installation is depicted in the following diagram. If you have any questions concerning these instructions, consult with your local telephone company or a qualified installer about installing a RJ21X jack and alarm dialing equipment for you.

If this equipment causes harm to the telephone network, the telephone company may temporarily disconnect your service. If possible, you will be notified in advance. When advance notice is not practical, you will be notified as soon as possible.

The telephone company may make changes in its facilities, equipment, operations, or procedures that could affect the operation of the equipment. The telephone company may ask you to disconnect the equipment from the network until the problem has been corrected, or you are sure that the equipment is not malfunctioning.

This equipment may not be used on coin service provided by the telephone company. Connection to party lines is subject to state tariffs.

This device complies with Part 15 of the FCC Rules. Operation is subject to the following two conditions: (1) this device may not cause harmful interference, and (2) this device must accept any interference received, including interference that may cause undesired operation.

RF Exposure Warning:

During operation, the user has to keep a minimum separation distance of 20 cm with the RF devices.

Le présent matériel est conforme aux spécifications techniques applicables d'Industrie Canada.

L'utilisation de ce dispositif est autorisée seulement aux conditions suivantes : (1) il ne doit pas produire de brouillage et (2) l'utilisateur du dispositif doit être prêt à accepter tout brouillage radioélectrique reçu, même si ce brouillage est susceptible de compromettre le fonctionnement du dispositif.

L'indice d'équivalence de la sonnerie (IES) sert à indiquer le nombre maximal de terminaux qui peuvent être raccordés à une interface téléphonique. La terminaison d'une interface peut consister en une combinaison quelconque de dispositifs, à la seule condition que la somme d'indices d'équivalence de la sonnerie de tous les dispositifs n'exécède pas 5. L'IES de la centrale d'alarme est de 3,6.



APPENDIX A ATTESTATION

Telit IMEI INTEGRITY ATTESTATION
Communications S.p.A.

Telit Communications S.p.A.
Of: V.le Stazione di Prosecco, 5/b
34010 Sgonico (TRIESTE)
ITALY

The IMEI in our Data Products is secured, over their life cycle, by using commercially viable tamper-resistant technologies.

While every effort is made to implement solutions that resist tampering, some level of risk and uncertainty is inherent in all data products and mobile phone products, in the same way that such risks concern computers and other electronic equipment.

The technical documentation relevant to the all the equipments will be held at:
Telit Communications S.p.A.
V.le Stazione di Prosecco, 5/b
34010 Sgonico (TRIESTE)
ITALY

Trieste, 28 November 2005


Ing. Sandro Spanghero
R&D Director

The information contained in this document has been verified as complete and accurate.


Ing. Guido Walcher
Quality Assurance Director

MED-0001 (1.00) REV 7



NATA ACCREDITED

LABORATORY NUMBER: 3149

Sensolid Pty. Limited A.C.N. 001 088 017, T/A Ausstest Laboratories Reg. Office, 35 Alleyne Street Chatswood NSW 2067 Australia

This laboratory is accredited by the National Association of Testing Authorities, Australia. The tests reported herein have been performed in accordance with its terms of accreditation. This document shall not be reproduced, except in full.

APPENDIX A ATTESTATION



Address > 202 East Golden Lake Circle
Circle Pines, Minnesota 55014
USA

Tel Fax > 877-206-5800
Direct > 763-784-0200
Fax > 763-784-0899

To : Mark Watson, Video Alarm Technologies
From : Keith Jentoft, RSIalarm, Inc.
Date : 13 July 2007
Subject : Product description Declaration

Mark,

We have forwarded you the certificates of the GPRS communication device (Telit GM862-QUAD) built into our security alarm transmitter. This declaration serves as confirmation that the certificates for the GPRS Unit, are referring to the European as well as the Australian Alarm units.

Please note that the serial numbers on the alarm panels we send to Australia are different from the serial numbers of the European alarm panels. We use serial numbers in our production process to differentiate the equipment for specific regions because the different panels and alarm systems operate internally on different frequencies in Europe, the USA and Australia – even though all panels use the identical GPRS Telit communicator.

No alterations have been done to the GPRS communication device, they are simply installed as standard components into all variations of our GPRS Alarm equipment.
No alterations have been done to the SIEMENS chipset of the GPRS communication device.
Below you find a list of the product descriptions and part numbers of the Australian equipment.

Australia
Via Pro A AUS
Via Pro A GPRS AUS
Via VU A AUS
Via VU A GPRS AUS

Kind Regards,

Keith Jentoft
President

Get Real. Get Videofied®




NATA ACCREDITED


LABORATORY NUMBER: 3149

Sensolid Pty. Limited A.C.N. 001 088 017, T/A Austest Laboratories Reg. Office, 35 Alleyne Street Chatswood NSW 2067 Australia

This laboratory is accredited by the National Association of Testing Authorities, Australia. The tests reported herein have been performed in accordance with its terms of accreditation. This document shall not be reproduced, except in full.

APPENDIX A ATTESTATION





ACCREDITED BY:
DIRECCIÓN GENERAL DE
TELECOMUNICACIONES
(Spanish Notified Body)
(RESOLUTION OF DECEMBER 29th 1992, S.O.E.
[Official Gazette] n. 25, JANUARY 29th 1993)
Nº 51/LE1172

CENTRO DE
TECNOLOGÍA DE LAS
COMUNICACIONES, S.A.
Parque Tecnológico de Andalucía,
Calle Severo Ochoa nº 2
29150 Campanillas/ Málaga/ España
Tel. 952 64 91 00- Fax 952 64 91 13
MÁLAGA, C.I.F. A29 507 456
Registro Mercantil Tomo 1169 Libro 82
Folio 133 Hoja MA3329

TEST REPORT




Report
No.:24435RTC.001

TEST NAME: GSM CONFORMANCE TESTING

Product	: GSM/GPRS module
Trade Mark	: Telti
Model/ type Ref.	: GM862-GPS
Manufacturer	: Telti Communications S.p.A.
Requested by	: Telti Communications S.p.A.
Other identification of the product	: FCC ID: RJ7GM862G IC ID: 5131A-GM862G
Standard(s)	: ETSI EN 301 511 V 9.0.2

This test report includes 3 annexes and therefore, the total number of pages is 23.

IMPORTANT: No part of this report must be quoted out of context, reproduced or transmitted partially, in any form or by any means, except in full, without the previous written permission of Centro de Tecnología de las Comunicaciones, S.A. (CETECOM).

<p>Date: 2006-07-17</p>	<p>Test operator:  L. Zavargo</p>	<p>Reviewed by: Date: 17.7.2006  P.S. Harmaala Project Manager</p>	<p>Approved by: Date: 2006-08-17  F. Rincón Division Director</p>	<p>Page: 1 of 23</p>
-------------------------	--	---	---	----------------------



NATA ACCREDITED

LABORATORY NUMBER: 3149

Sensolid Pty. Limited A.C.N. 001 088 017, T/A Austest Laboratories Reg. Office, 35 Alleyne Street Chatswood NSW 2067 Australia

This laboratory is accredited by the National Association of Testing Authorities, Australia. The tests reported herein have been performed in accordance with its terms of accreditation. This document shall not be reproduced, except in full.